


Investor Presentation

31st December 2025
nbo.om



Our Purpose

الغاية

سوّياً نفتح آفاقاً جديدة

To unlock

opportunities

as one.

Values

قيمنا

أساسنا الأصالة والحفاوة
Authentic, first and foremost

نتعاون لتقديم قيمة ملموسة
Creating value through connection

الريادة بلا حدود
Relentlessly pioneering

نقدم تجربة بسيطة وسلسلة
Pursuing simplicity

Comparative figures have been reclassified where appropriate to conform to the presentation and accounting policies adopted in the consolidated financial statements.

The information contained herein has been prepared by National Bank of Oman SAOG (“NBO”). The information contained in this presentation may not have been reviewed or reported on by the auditors.

NBO relies on information obtained from sources believed to be reliable but does not guarantee its accuracy or completeness.

This presentation has been prepared for information purpose only and does not form part of any offer for sale or solicitation of any offer to subscribe for or purchase or sell any securities nor shall it or any part of it form the basis of or be relied on in connection with any contract or commitment whatsoever.

Some of the information in this presentation may contain projections or other forward-looking statements regarding future events or the future financial performance of NBO. These forward-looking statements include all matters that are not historical facts. The inclusion of such forward-looking information shall not be regarded as a representation by NBO or any other person that the objectives or plans of NBO will be achieved.

NBO undertakes no obligation to publicly update or publicly revise any forward-looking statement, whether as a result of new information, future events or otherwise.

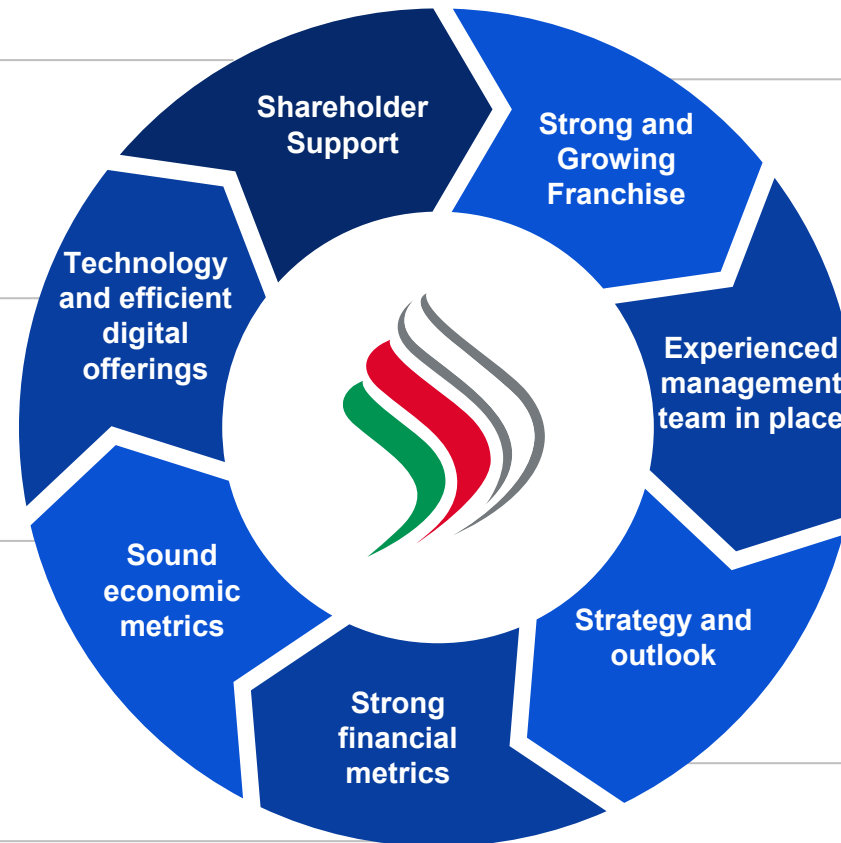
Please note that rounding differences may appear throughout the presentation.

All financial information are stated in USD using the conversion rate of 1 USD = 0.385 OMR.

Financials are subject to CBO approval.

- Key Messages and Priorities
- Operating Environment
- National Bank of Oman Introduction
- Financial Performance
- Appendix

- Strong shareholder base - Commercial Bank PQSC (CB) and Suhail Bahwan together hold over 49%.
- Strong relationship with Government institutions on the back of ownership >30%.
- Significant investment in technology to offer customers efficient digital experience across banking, capital market and investor relations.
- On the back of current oil prices, Oman has managed its finances in a prudent manner.
- Well established and easy access to stable and significant deposits from Government and Government-related entities.
- Robust growth in total operating income driven by solid fee income
- Disciplined expense management with optimal cost to income ratios
- Maintaining a conservative provisioning aligned with macro economic forecast



- Founded in 1973 and is the oldest bank and the first local bank to complete 50 years.
- Long term relationships with prominent companies, Government related entities and individuals.
- A well-established senior management team formed between 2020-2021, with significant expertise in banking sector.
- The team brings a collective experience of over 100 years in banking.
- Following the successful execution of our initial five-year strategy, we are now accelerating into the next phase of our evolution: the Second Surge.
- Our current long term strategic road map approved by board in 2025, with the overall objective of increasing market share while increasing profitability metrics.

Operating Environment



Oman's Economic Overview

Economic Diversification Strategy With Fiscal Prudence

MACRO ECONOMY



Oman's Nominal GDP

USD 80.7 bn in Q3-25, a growth of 1.5% over Q3-24; 2025 estimated fiscal deficit of USD 1.2 bn.



Oil Price

Average Brent Crude price YTD Dec-25 reached ~ \$65/barrel.



Public Debt

Public Debt increased slightly to USD 37.9 bn by end of 2025 from USD 37.4 bn in 2024.



Oman's Rating Outlook

Baa3 (Stable) by Moody's, BBB- (Stable) by S&P, and BBB- (Stable) by Fitch

TECHNOLOGICAL



Open Banking API

Open Banking gaining prominence with some banks launching Open Banking APIs



Digital Bank Guidelines

Final CBO guideline has been released; preparation of Digital as a Business Line is part of the Strategy



RegTech Initiatives

Higher investments in RegTech anticipated with the rising regulatory mandates & payments landscape transformation



Biometric Authentication

With advanced technology, expectation that regulators will be looking into adding Biometric authentication as part of KYC

OVERVIEW

- The Sultanate of Oman is the second largest country by geographical area among the countries of the GCC region, after Saudi Arabia. It is spread over 309,500 km² and has a 2,092 km coastline. It is strategically placed at the mouth of the Arabian Gulf.
- Population of Oman is approximately 5.36 million (Dec 2025), with Omani nationals comprising 3.04 million and expatriates comprising 2.32 million of the overall figure. Population has increased by 1.7% YoY.
- Oman's Real GDP increased by 2.2% YoY in Q3-25.
- Government debt as a percentage of GDP has declined to 35.7% at the end of 2025, from 70% in 2020.
- Government is expected to record a deficit of USD 1.25 billion for 2025 against a budgeted deficit of USD 1.61 billion
- Government has budgeted a deficit of USD 1.38 billion in 2026 with an assumed oil price of USD 60 per barrel.

MARKET



New Regulations

Establishment of Oman IFC aimed at diversifying the national economy, strengthening Oman's position as a global financial hub



Innovation

Innovation Hubs and FinTech accelerators are being heavily looked at by the regulator as part of their innovation roadmap



Special Economic & Free Zones

New Royal Decree replacing previous Free Zones law, introducing incentives such as 10-year tax exemption



Banking consolidation

Further consolidation in the banking sector is expected in future.

SOCIOLOGICAL



Maternity Insurance

Employers to pay 1% subscription based on full wages with no ceiling



Disability & Elder Person

CBO mandates financial inclusion for disabled and elderly, offering them tailored products and branch facilities



Unbanked/Lower Banked

CBO mandates financial inclusion for unbanked and lower banked entities and individuals which includes SMEs



Personal Income Tax

Royal Decree was issued to announce the implementation of Personal Tax Income starting 2028

ENVIRONMENTAL



ESG Disclosures

All companies listed with MSX are mandated to report ESG related metrics from 2025 onwards



Smart Cities

Multiple sustainable future city projects announced across Oman, including Sultan Haitham City



Government Projects

Multiple Government projects to further highlight the importance of Environment such as; Manah Solar project, Hydrogen Duqm project, Dhofar's Wind farm, etc.



Green Financing

All banks to contribute to the ongoing effort to secure green funds to deploy them in Green Financing products

Oman's Economic Overview

Economic Diversification Strategy With Fiscal Prudence

SULTANATE OF OMAN ECONOMIC SNAPSHOT

Geography	309,500 km ² , Oman is the second largest country in the GCC region
Population	5.4 million (Dec-25, NCSI)
Credit Rating	Moody's: Baa3 (Stable); S&P: BBB- (Stable); and Fitch: BBB- (Stable)
Nominal GDP	USD 80.7 billion (Q3-25, NCSI)
GDP per Capita (annualized)	USD 20,139 (Q3-25, NCSI)
Debt to GDP	35.7% of GDP (2025, KPMG)

POSITIVE RATING OUTLOOK BY ALL RATING AGENCIES

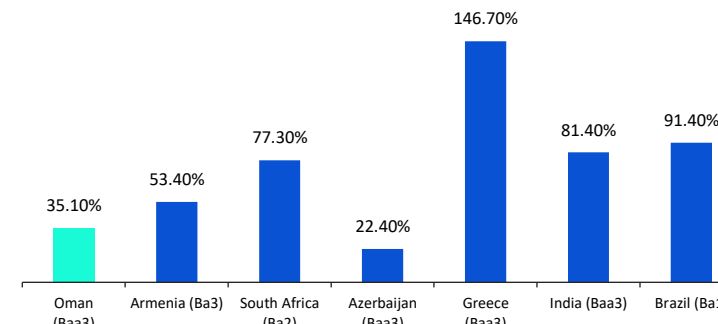
Moody's: Moody's Rating agency (Moody's) has upgraded Oman's long-term issuer and long-term senior unsecured ratings to Baa3 from Ba1 and changed the outlook to stable from positive. The upgrade reflects that Oman's government debt metrics will remain robust even if oil prices moderate below our medium-term assumption of US\$65/barrel in the coming years. The recent years' significant reduction in debt burden together with the cumulative impact of spending restraint increase Oman's resilience to potential future declines in oil demand and prices.

S&P: S&P hails Oman's fiscal discipline, affirms investment-grade rating at BBB- with a stable outlook. The agency attributed the rating to the continued improvement in the sultanate's public finance performance and growing expenditure-side flexibility, along with ongoing government efforts to reduce public debt and enhance the governance of state-owned enterprises (SOEs).

Fitch: Fitch Ratings has upgraded Oman's long-term foreign-currency issuer default rating from BB+ to BBB- with a stable outlook, elevating the sultanate into investment-grade territory. Fitch said the decision reflects the sustained improvement in Oman's public finances, stronger external buffers and continued confidence in the government's prudent fiscal management amid fluctuating oil prices. As per the report, Oman has demonstrated 'solid fiscal discipline', cutting public debt to about 36% of GDP in 2025, down sharply from nearly 68% in 2020.

MODERATE DEBT TO GDP LEVELS AS COMPARED TO Ba RATED PEERS

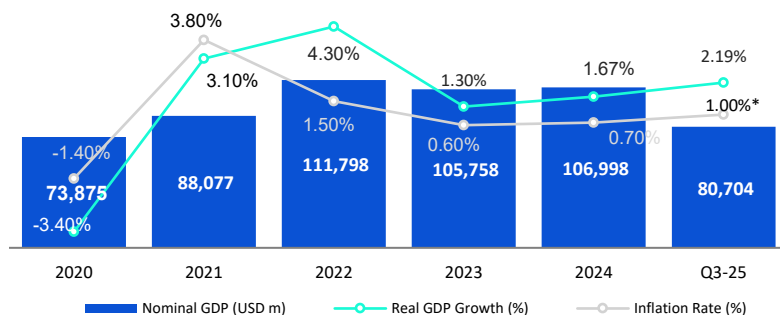
Gross Government debt to GDP (2025 estimates)



Source: Bloomberg & International Monetary Fund (IMF).

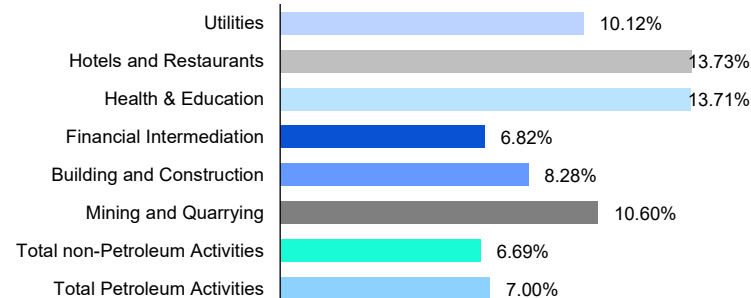
CHALLENGING MACROECONOMIC CONDITIONS WITH A WELL-DEFINED ECONOMIC DIVERSIFICATION PLAN

GDP and Inflation



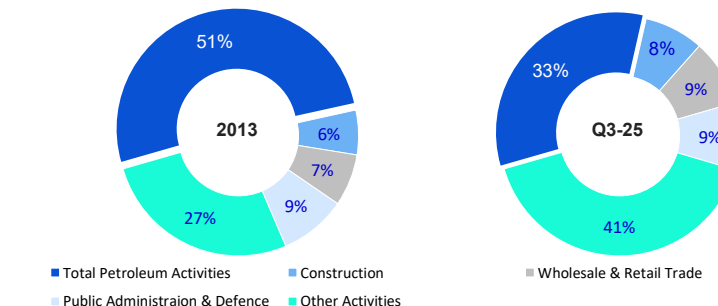
.. with Non-hydrocarbon sectors having commendable growth

Nominal GDP CAGR of selected sectors, 2019-2024



.. leading to a more diversified economy

Nominal GDP composition



Source: National Center for Statistical Information (NCSI).
*The average inflation in the Sultanate of Oman during 2025

OVERVIEW

- Aggregate deposits for the banking sector as of Dec-25 showed a YoY growth of 8.5% . Loans for the same period grew by 10.8% YoY.
- However, the Omani banking system is fairly concentrated with top four banks (NBO included) accounting for nearly three-fourths of total banking credit and 86% of banking profits.
- Banking assets have shown 6.4% CAGR as of Dec-25 over the last 5 years and there has been an improvement in banks' profitability and asset quality metrics since 2020.
- CBO, a conservative but supportive regulator has introduced various regulations to support banks as well as borrowers.
- The non-oil economic sectors are experiencing growth in 2025, driven by strategic diversification efforts. Key sectors like agriculture, fisheries, industry, and services are all showing positive trends, contributing to an overall increase in GDP.
- Growth in revenue from non-oil economic sector is expected to increase to 3.1% in 2025 as against realised 5.7% in 2024. By end of Q3-2025, Oman's non-oil economic sector saw a 3.5% increase in revenue, reaching OMR 21.41 billion compared to OMR 20.68 billion in the same period last year(2024).

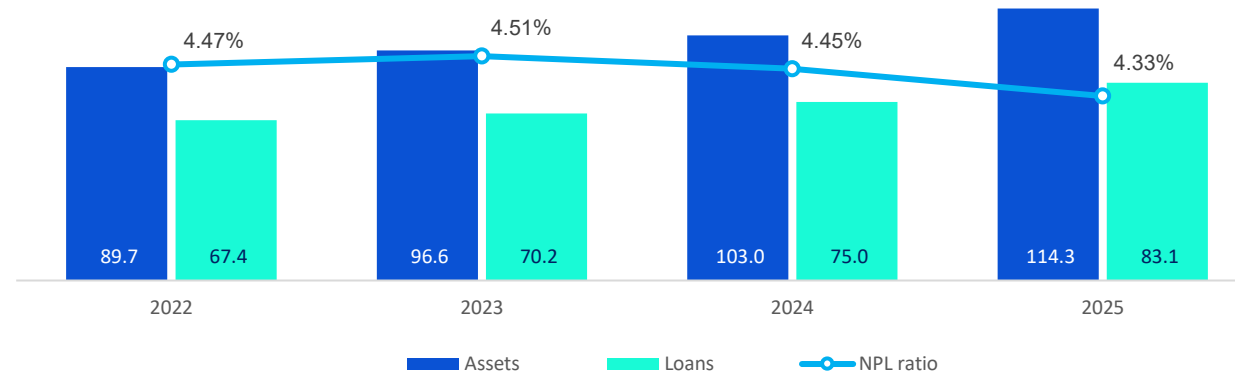
RATING OUTLOOK– BANKING SECTOR

- Fitch Ratings has upgraded the long-term issuer default ratings (IDRs) of five Omani banks – Bank Muscat, Sohar International Bank, National Bank of Oman (NBO), Bank Dhofar and Ahli bank.
- Fitch upgraded Bank Muscat's long-term IDR to BBB- from BB+, while the long-term IDRs of Sohar International, NBO, Bank Dhofar and Ahli bank were raised to BB+ from BB. The outlook on all five banks is stable.
- Fitch added that business conditions remain favourable for Omani banks, supported by high, though moderating, oil prices. The agency said the authorities' commitment to economic diversification under Vision 2040 should create further growth opportunities for banks. It also highlighted the authorities' strong propensity to support the banking system, given the sector's systemic importance and high contagion risk.
- The upgrades follow Fitch's recent upgrade of Oman's sovereign credit rating to investment-grade BBB-, driven by sustained improvements in the country's public and external balance sheets and greater confidence that Oman will maintain prudent policies in a lower oil price environment.

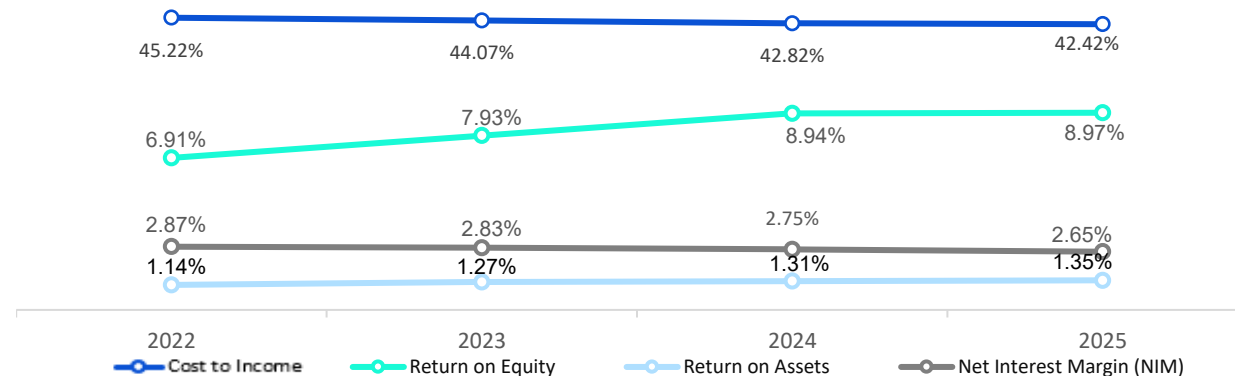
Source: Published FS of seven listed Omani banks including NBO. Financials are subject to CBO approval.

BANKING SECTORS' ASSETS AND LOANS

USD billion



KEY RATIOS OF BANKING SECTOR



OVERVIEW

- Development of social, economic and environmental aspects of society has been a national objective since the launch of Oman's 2040 Vision towards sustainability.
- Oman's geographical position and biodiversity provides favorable conditions and significant potential for green and circular growth.
- CBO has issued a circular in October 2024 on "Promoting Sustainable and Green Financial Practices" providing regulatory requirements related to climate risk management, covering governance, strategy, risk management and disclosures.
- Going forward in 2025 and 2026, banks are to launch green products, improve their sustainability practices and allocate 8% of their lending portfolio to renewable energy.
- The Bank is expected to align with Oman Vision 2040 and Net Zero commitments by 2050 as well as Oman Sustainable Finance framework from Ministry Of Finance.
- MSX mandated all listed companies to report on their ESG performance by 2025 Q1, in compliance with the GCC ESG Disclosure Metrics for listed companies.
- Projected green and social government expenditure for 2040 will further support these initiatives.



NET ZERO COMMITMENTS 2050

Net Zero 2050 Targets:

- GHG Emissions reduction of 21% by 2030, 54% by 2040, 92% by 2050 – Last 8% gap to be bridged by leveraging Decarbonization Technologies
- Generate 20% of electricity from Renewable Sources by 2027



OMAN VISION 2040

Oman Vision 2040 Pillars:

- People & Society
- Economy & Development
- Governance & Institutional Performance
- Sustainable Environment
- Building Hydrogen-Centric Economy




وزارة المالية
Ministry of Finance

OMAN SUSTAINABLE FINANCE - MOF

Key Objective under MOF Strategy:

- Issue Sustainable Financial Instruments (Green, Social and Sustainability bonds, Loans or Sukuk) for investment in projects that deliver environmental and social benefits
- SEZAD (Special Economic Zone At Duqm) will play an important role in developing Green projects i.e. Green hydrogen & Green ammonia) which will be supplied by wind/solar electricity.
- Oman's first sustainable cities are being developed (Sultan Haitham Smart City, & Yiti Sustainable City)

National Bank of Oman Overview



OVERVIEW

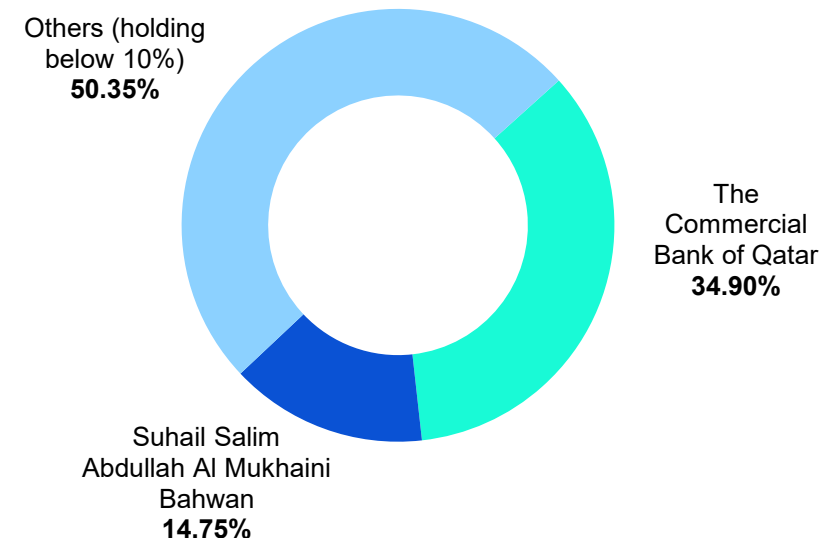
- National Bank of Oman SAOG (“**NBO**” or the “**Bank**”) was the **first incorporated Bank in the Sultanate of Oman** (“Oman”) - established in 1973 as a joint stock company, providing conventional and Islamic banking services.
- The Bank’s shares are listed on the Muscat Stock Exchange (“**MSX**”).
- With total assets of USD 14.5 billion as of 31st December 2025, the Bank is considered as one of the largest banks in Oman and employed 1,454 employees.
- As of 31st December 2025, the Bank serves approximately half a million retail customers and 30,000 corporate and SME customers via 68 branches and 241 ATM and CCDM units.
- The Bank has two overseas branches in the **UAE (Dubai and Abu Dhabi)** and is in process of legal closure of its presence in **Egypt**.
- The Bank operates via four main segments namely, Retail banking, Wholesale banking, International banking and Islamic banking.
- As of 30th September 2025, the Bank’s market share was approximately 12.7% of loans and 12.3% of deposits.

KEY FINANCIALS

USD Millions	2022	2023	2024	2025
Total Assets	11,153	12,525	13,617	14,523
Net Loans	8,742	9,108	10,198	10,780
Deposits	7,966	9,376	10,723	10,413
Operating Income	359	379	393	425
Net Profit	125	151	164	182
Tier 1*	16.3%	16.3%	16.7%	20.1%
Total CAR*	16.9%	16.9%	17.1%	20.4%
Loans to Deposit Ratio	109.7%	97.1%	95.1%	103.5%
NPL Ratio	4.9%	4.5%	4.7%	4.5%
Cost/Income	43.8%	42.4%	41.6%	40.6%

* Capital ratios in 2025 reflect the issuance of USD 450 million Additional Tier 1 capital in November 2025
Financials are subject to CBO approval.

OWNERSHIP (as of 30th Dec 2025)



CREDIT RATING

Rating Agency	Period	Long-term Rating	Outlook
MOODY'S	July 2025	Baa3	Stable
FitchRatings	December 2025	BB+	Positive

“PRIME” 2026-2028 – Empowering the Journey Ahead

A strategy designed to unlock opportunities, drive impact, and shape the bank we want to become

P

Profitable &
Sustainable Growth

Drive balanced growth through optimized asset-liability mix, enhanced risk appetite for identified focus segments, green funding, cost efficiencies, and long-term ROE enhancement

R

Relationship Centric
Business

Strengthen Customer Relationships through segmentation, loyalty strategies, cross-sell, and tailored value propositions

I

Innovation Culture & Agile
Operating Model

Accelerate digital transformation, launch differentiated innovative products, and embed agility into core business processes to drive operational efficiencies

M

Market-ready
Capabilities

Build a future-ready workforce by upskilling talent, enhancing leadership, and closing critical capability gaps

E

Ecosystem &
Tech Enablement

Strengthen NBO’s ecosystem by leveraging API-led partnerships & fintech collaborations, resolve tech/data challenges and enhance platform capabilities

Financial Performance



Key Financial Highlights - 2025

Net Profit for the year 2025 was USD 182.4 million, an increase of 11.3 per cent over the corresponding period in the previous year.

Gross Loans and Advances as of 31st December 2025 are at USD 11.2 billion, grown by 5.8 percent over same period last year.

Net Interest Income for the year 2025 was USD 290.8 million, an increase of 2.9 per cent over the corresponding period in the previous year.

Net Impairment for the year 2025 was USD 37.7 million, compared to USD 36.7 million for the corresponding period last year, increased by 2.7 per cent.

Total Assets as of 31st December 2025 was USD 14.5 billion, increased by 6.7 per cent compared to last year.

Pursuant to the Additional Tier 1 Capital issuance of USD 450 million in November 25, the bank's total capital adequacy ratio stood at 20.4 per cent as of 31st December 2025.

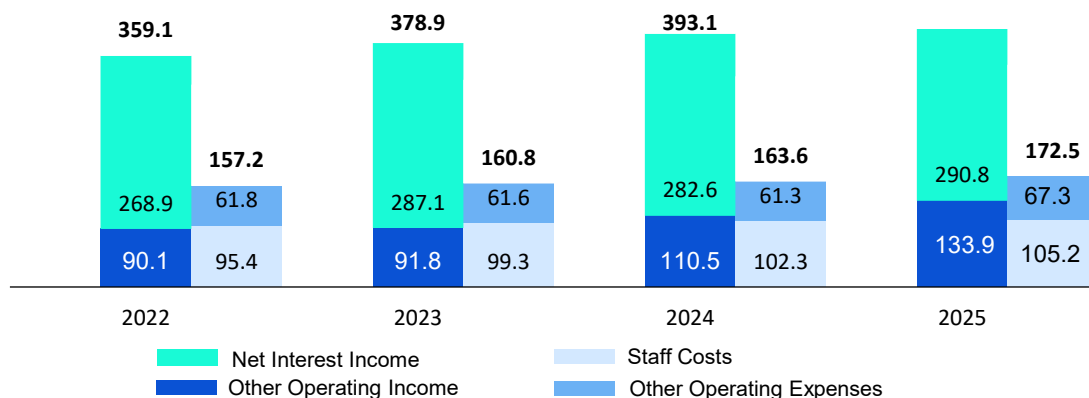
Fee Income for the year 2025 grew strongly by 21.2 per cent from USD 110.5 million to USD 133.9 million the corresponding period last year.

OVERVIEW

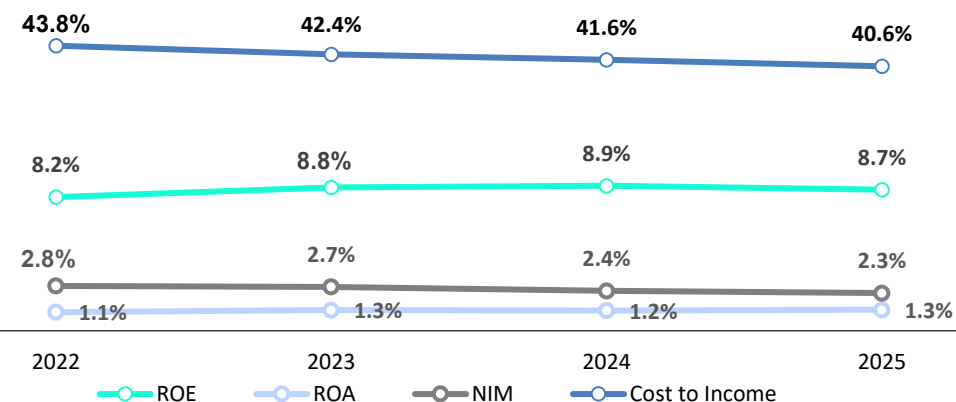
- Net interest income for the year 2025 increased by 2.9% YOY, supported by healthy growth in interest-bearing assets.
- Cost-to-income ratio for the year 2025 improved to 40.6% from 41.6% for the corresponding period last year, reflecting robust control over operating expenses while the bank continues to invest in people and technology.
- Among the return metrics; ROAA for the year 2025 stood at 1.30%, up by 5 bps YOY from 1.24% in 2024. ROAE for the year 2025 stood at 8.67% compared to 8.98% in 2024.
- Net impairment for the year 2025 increased by 2.7% to USD 37.7 mn from USD 36.7 mn in 2024. The variance reflects bank's conservative provisioning aligning with macro economic environment. .

OPERATING INCOME COMPOSITION

USD million

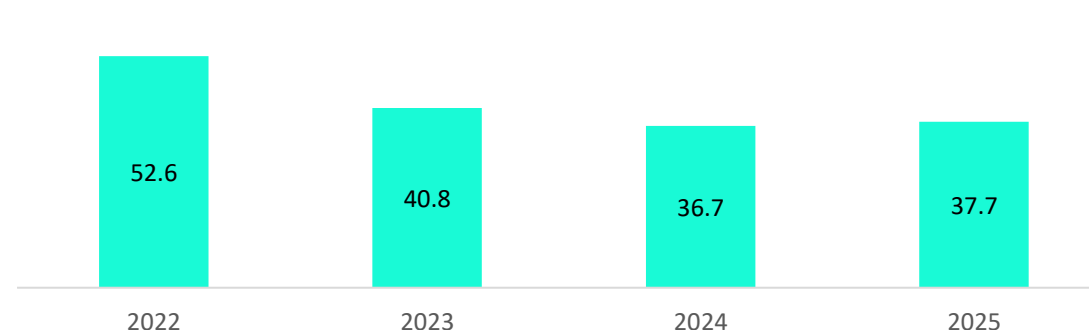


KEY PROFITABILITY METRICS



NET IMPAIRMENT

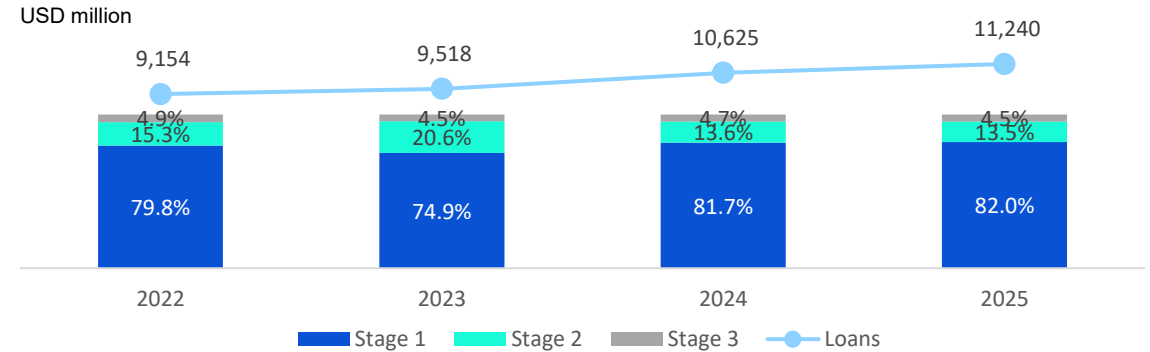
USD million



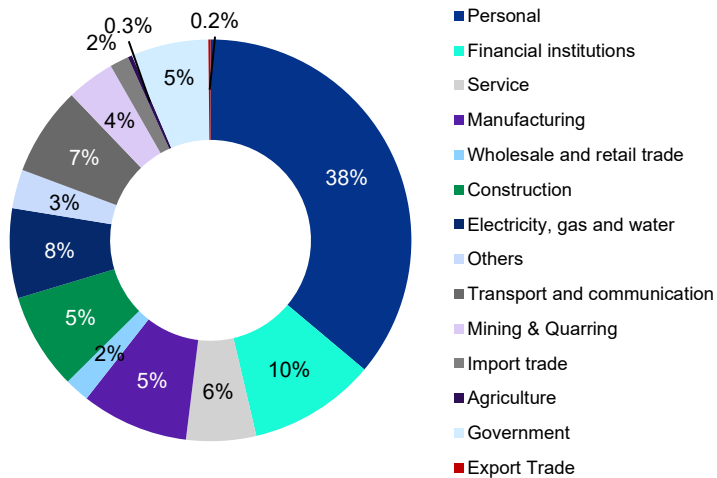
OVERVIEW

- During the year 2025, the loan book grew by 5.7% compared to last year, reflecting continued portfolio expansion and conservative approach to risk management.
- The Bank has a diversified portfolio of loans/financing activities across several economic sectors.
- With the continuous build-up of Stage 1-2-3 provisions, total provision as a percentage of loans stands at 4.3% in 2025. As a result, provision coverage ratio improved to 94.8% in 2025 from 88.9% in 2024.
- NPL ratio improved marginally to 4.5% in 2025 compared to 4.7% in 2024.
- Stage 2 as a percentage of Loans has come down from 13.6% in 2024 to 13.5% in 2025.

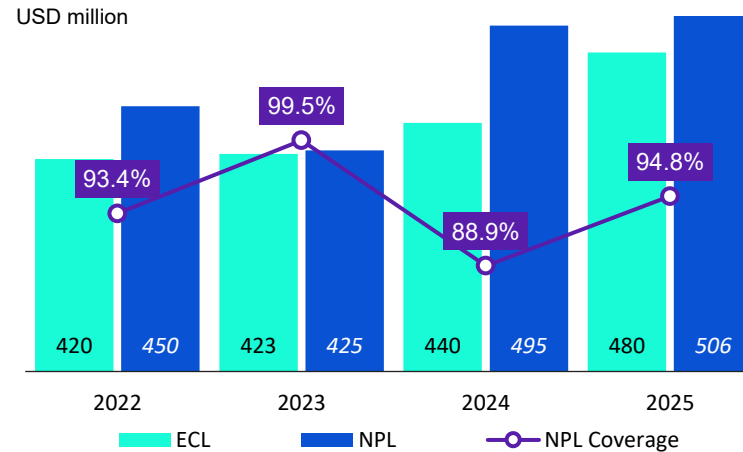
GROSS LOAN EXPOSURE BY STAGES



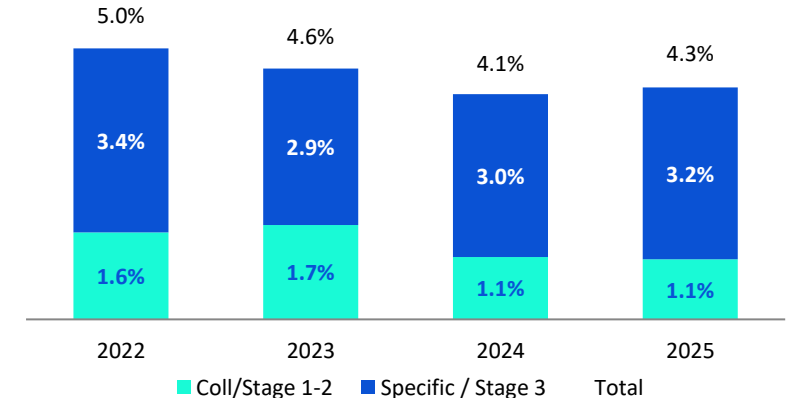
GROSS LOANS – SECTOR BREAKUP (2025)



IMPAIRED ASSETS AND PROVISIONING



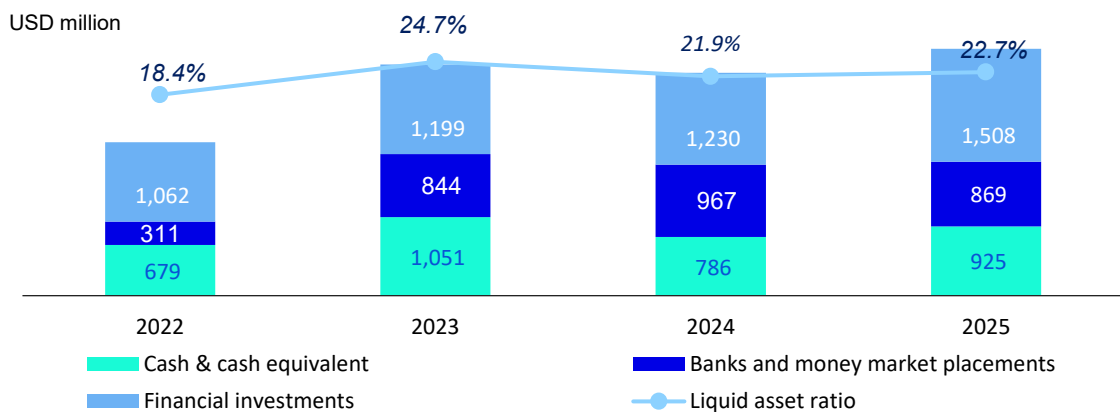
PROVISION HELD AS A % OF LOANS



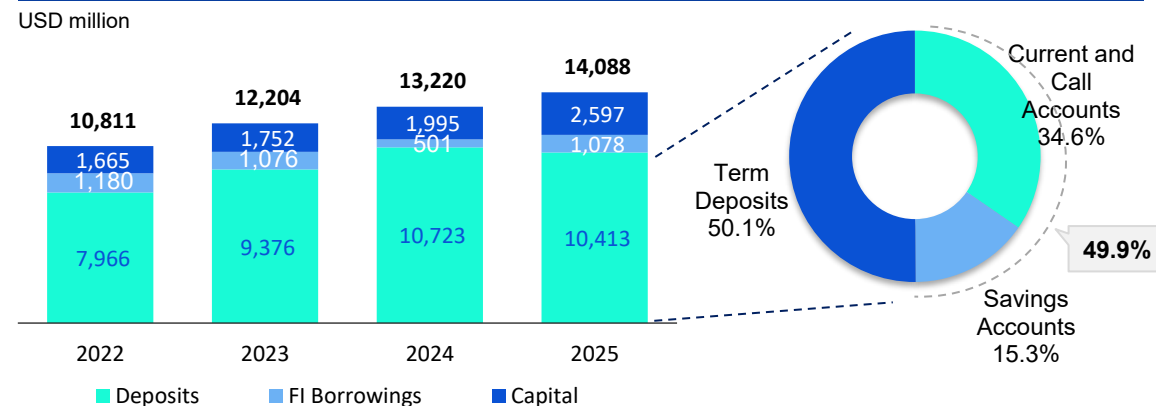
OVERVIEW

- Stable funding has complemented the bank's deposit base, resulting in a stronger Net Stable Funding Ratio of 130.3% in 2025.
- Strong liquidity with liquid asset ratio representing 22.7% of total assets and a high liquidity coverage ratio of 159.8% in 2025.
- Capitalization levels of 20.4% as of 2025 (excluding proposed dividends) vs. minimum total capital adequacy ratio of 13.5% (Central Bank of Oman guidelines) leaves a capital buffer of over 6.9%.
- The Bank's CET1 ratio is 11.7%, which is well above the regulatory minimum of 9.5% with a buffer of 2.2%.

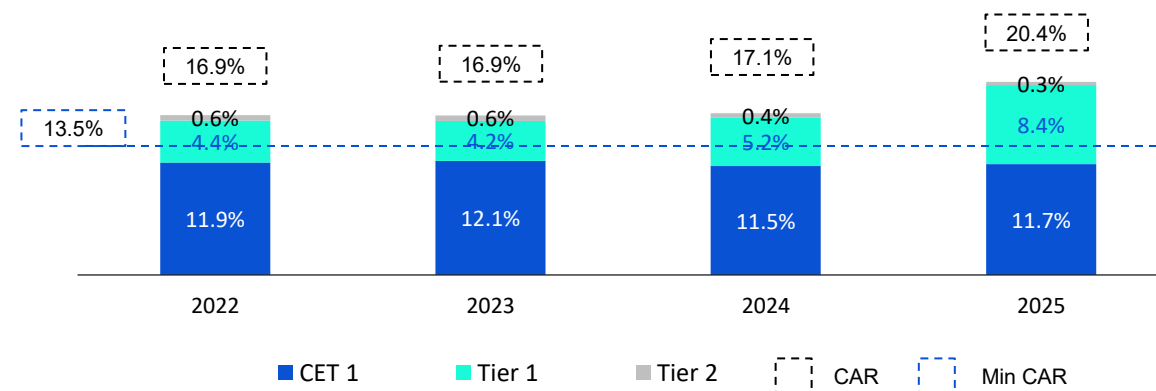
LIQUID ASSETS



FUNDING MIX



CAPITALIZATION



Appendix



Balance Sheet

	Amount in USD Millions	2022	2023	2024	2025
ASSETS	Cash & Central Bank	679	1,051	786	925
	Due From Banks	311	844	967	869
	Loans & Advances (Net)	8,742	9,108	10,198	10,780
	Investments	1,062	1,199	1,230	1,508
	Fixed Assets	148	145	282	283
	Other Assets	211	178	154	158
	Total Assets	11,153	12,525	13,617	14,523
LIABILITIES	Customer Deposits	7,966	9,376	10,723	10,413
	Due To Banks	681	1,076	501	1,078
	Euro Medium Term Notes	499	-	-	-
	Other Liabilities	343	321	397	434
	Total Liabilities	9,489	10,773	11,621	11,925
SHAREHOLDERS EQUITY	Share Capital	422	422	422	422
	Share Premium Reserve	90	90	90	90
	Legal and Other Reserves	157	161	170	195
	Retained Earnings	561	645	729	856
	Net Worth (A)	1,230	1,318	1,411	1,563
	Tier 1 Capital (B)	434	434	585	1,035
	Net Worth (C=A+B)	1,665	1,752	1,996	2,598
Total Net worth and Liabilities	11,153	12,525	13,617	14,523	

Income Statement

Amounts in USD Millions Details	For the year ended			
	31 Dec 2022	31 Dec 2023	31 Dec 2024	31 Dec 2025
- Interest Income-Conventional	475.7	587.9	651.1	640.3
- Interest Income-Islamic	28.2	42.0	55.5	67.5
Total Interest Income	503.9	629.9	706.6	707.8
- Interest Expenses-Conventional	(221.1)	(316.6)	(385.0)	(371.1)
- Interest Expenses-Islamic	(13.9)	(26.2)	(39.0)	(45.9)
Total Interest Expenses	(235.0)	(342.8)	(424.0)	(417.0)
Net Interest Income	268.9	287.1	282.6	290.8
Non funded Income	90.1	91.8	110.5	133.9
Total Income	359.1	378.9	393.1	424.7
- Staff Costs	(95.4)	(99.3)	(102.3)	(105.2)
- Other Operating Costs	(46.6)	(45.7)	(44.9)	(50.3)
- Depreciation	(15.2)	(15.8)	(16.4)	(17.0)
Total Operating Expenditure	(157.2)	(160.8)	(163.6)	(172.5)
Operating Profit	201.9	218.1	229.5	252.2
- Gross Provisions	(68.9)	(62.2)	(59.8)	(63.1)
- Recovery	16.3	21.4	23.1	25.4
Net Loan Impairment	(52.6)	(40.8)	(36.7)	(37.7)
Net Profit Before Tax	149.3	177.3	192.8	214.5
Taxation	(24.1)	(26.6)	(28.9)	(32.1)
Net Profit for the period	125.2	150.7	163.9	182.4

ENVIRONMENTAL STEWARDSHIP



- Climate Risk Management
- Operational Eco-Efficiency
- Supply Chain & Operational Digitization

Expected Outcomes:

- Reduced climate risk exposure
- Minimized environmental footprint
- Enhanced operational and digital efficiency

SUSTAINABLE FINANCE FOCUS



- Sectoral Lending Strategy
- Innovative Financial Products
- Sustainable Finance Capabilities Development

Expected Outcomes:

- Market participation in sustainable finance
- Strengthening green assets
- Innovative product offerings
- Enhanced client value proposition

SOCIAL VALUE CREATION



- Financial Inclusion & Accessibility
- Diversity & Human Capital Development
- Community Impact and Partnerships

Expected outcomes:

- Expanded financial access
- Enhanced employee engagement
- Strengthened community impact
- Improved customer trust

GOVERNANCE EXCELLENCE



- ESG Governance Structure
- ESG Risk Management Integration
- ESG Data, Reporting and Disclosure

Expected outcomes:

- Enhanced oversight
- Improved ESG risk management
- Strengthened ethics culture
- Increased transparency and trust

STRATEGIC COLLABORATIONS

- Partnerships Aligned with Oman Vision 2040: Engaged in government-led initiatives supporting the UN Sustainable Development Goals (SDGs) and Global Reporting Initiative (GRI) standards.

Key Projects financed:

- Desalination plants with reverse osmosis technology.
- Oman-UAE railway network for enhanced energy efficiency.
- Projects supporting sustainable housing



ENVIRONMENTAL COMMITMENT

- Reducing Footprint:** Leveraging digital banking to minimize paper use and enhance operational efficiency.
- Sustainable Infrastructure:** NBO's headquarters designed with eco-friendly features, including energy-efficient systems and local materials.

SOCIAL RESPONSIBILITY

- Diversity & Inclusion:** Achieved a 93% Omanisation rate; committed to gender balance and opportunities for individuals with disabilities.
- Community Impact:** Invested OMR 200,000 in CSR initiatives, including support for health, education, and fintech innovation through the NBO Fintech Accelerator Program.

GOVERNANCE & RISK MANAGEMENT

- Ethical Practices:** Strong corporate governance and transparency aligned with UN ESG goals.
- Climate Risk Management:** Proactively assessing and managing climate-related risks within the lending portfolio.

FUTURE FOCUS

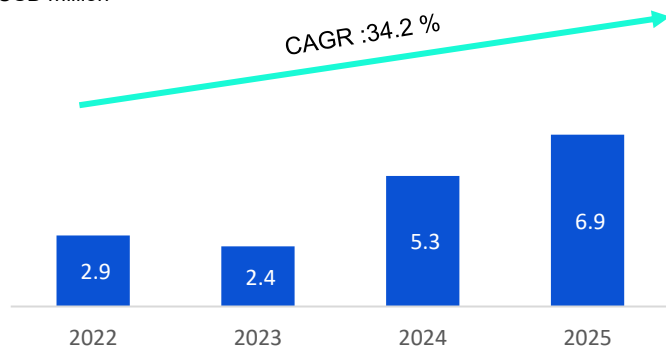
- Sustainable Finance Framework:** Facilitating the transition to a low-carbon economy through green financing and advisory services.
- Digital Transformation:** Expanding digital banking services to promote sustainability and reduce resource consumption.

OVERVIEW

- Muzn Islamic Banking is the first licensed Islamic Banking Window operating in Oman since 2013 offering Shari'a compliant financial solutions for both retail and corporate customers.
- As of Dec 2025, Muzn Islamic Banking operates 8 branches throughout Oman, enhancing accessibility for our growing customer base.
- Muzn assets have demonstrated a remarkable 31.1% CAGR as of Dec 2025 over the past three years and with net Islamic financing growing at 28.7%.
- For the year 2025, Muzn total operating income increased by 18.3% to USD 28.5 mn from USD 21.7 mn compared to last year.

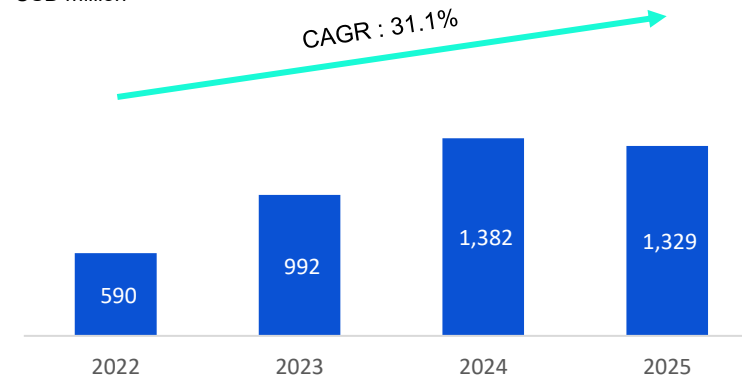
OTHER FEE INCOME

USD million



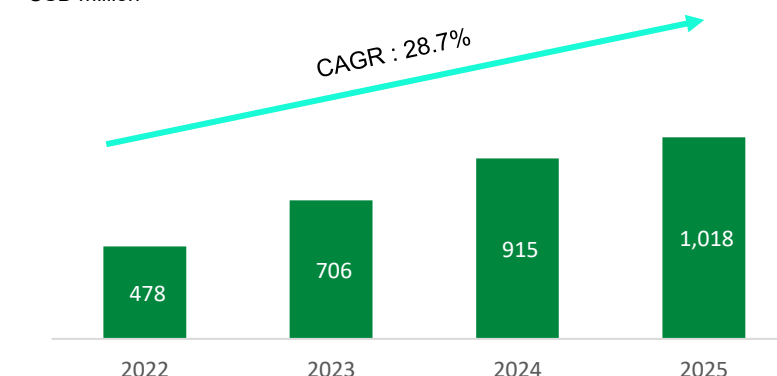
TOTAL ASSETS

USD million



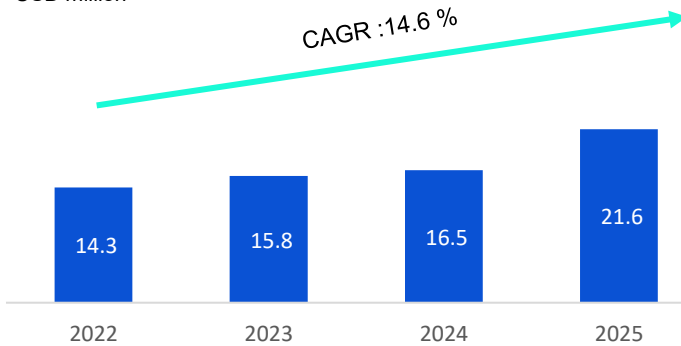
NET ISLAMIC FINANCING EXPOSURE

USD million



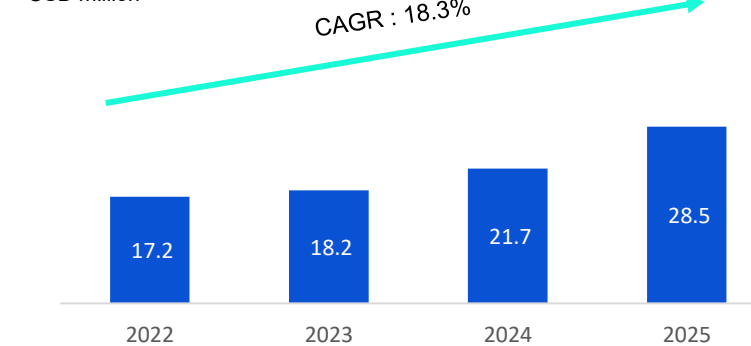
NET INCOME FROM ISLAMIC FINANCING & INVESTMENTS

USD million



OPERATING INCOME

USD million





Thank you

nbo.om